






Name \_\_\_\_\_



# The Colors of Fall



Our class leaf color graph


red	yellow	orange	brown	green
				

Name \_\_\_\_\_



# Fall Leaf Color Graph Analysis


How many red? \_\_\_\_\_



How many yellow? \_\_\_\_\_

How many orange? \_\_\_\_\_

How many brown? \_\_\_\_\_



How many green? \_\_\_\_\_



How many total? \_\_\_\_\_

We had the most \_\_\_\_\_

We had the least \_\_\_\_\_